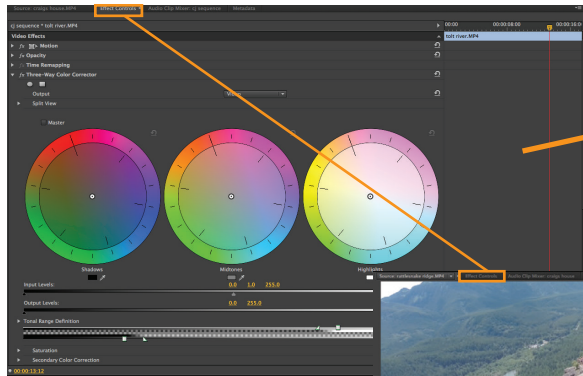


Adobe Premiere Pro CC Panels



The **"Effects Control Panel"**

This is where you control or adjust your effects. It is often nested under the Source monitor.

The **"Program Monitor"**

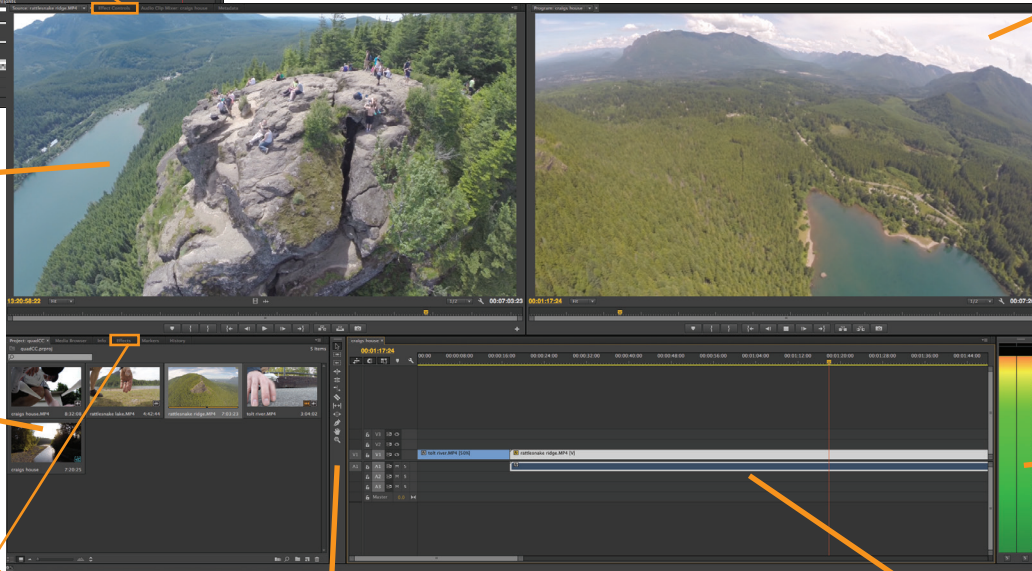
This is where you will watch your video on the timeline/sequence as you "scrub" the timeline or play it from start to finish.

The **"Source Monitor"**

This is where you preview and trim your clips during the rough cut process.

The **"Project Panel"**

This is where you import and organize all your media, titles and sequences.



The **"Audio Meters"**

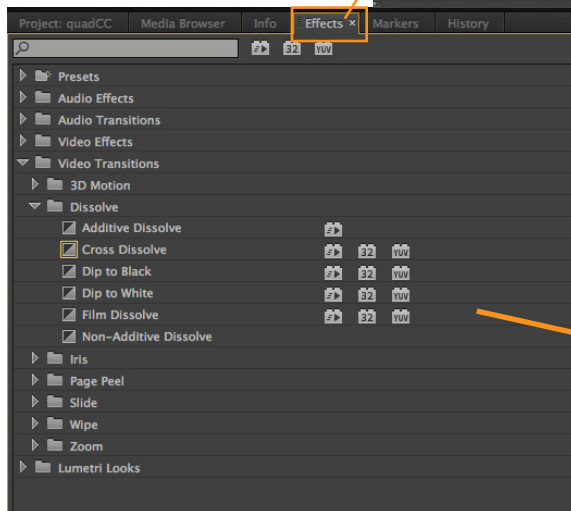
This is used to visually monitor the level of audio in your project.

The **"Tools Panel"**

This is where you access the tools.

The **"Sequence Panel"**

This is where you will build your video sequences.



The **"EffectsPanel"**

This is where you will find your effects and transitions. It is often nested under the Project Panel.